


























Colour Scheme VMOHBU / VMOHBUK

Colour code for pairs

Pair No	Colour of insulation a-wire		Colour of insulation b-wire	
1	Blue		White	
2	Orange		White	
3	Green		White	
4	Brown		White	
5	Grey		White	
6	Blue		Black	
7	Orange		Black	
8	Green		Black	
9	Brown		Black	
10	Grey		Black	

Colour code for 10-pair units

10-pair unit number	Binder Colour Code	
1	Blue	
2	Orange	
3	Green	
4	Brown	
5	Grey	
6	Blue-White	
7	Orange-White	
8	Green-White	
9	Brown-White	
10	Grey-White	